

Uniform Care Quick Reference Guide

INSTRUMENTALISTS

JACKET and PANTS



DRY CLEAN ONLY

At pick up take a minute to go over the entire uniform. Make sure the white is white and all spots are off of the drape and pants.

Have cleaned, again, if necessary, and require a RUSH.

When home, keep uniform outside garment bag and hang freely to reduce wrinkles and air out.




OVERCOAT



DO NOT

WASH or DRY CLEAN

Wipe down with a damp cloth.

Jacket Collar	Shoes	Cotton Gloves
		
Wash Regularly DO NOT take to dry cleaner. Unsnap from Jacket and wash with whites. Bleach when necessary.	Clean with soap and water or diluted leather cleaners with soft cloth. A shine can be put back on the leather with a car care product such as Armorall® or Armorall® wipes. If the shoe is scuffed through the finish, only polish the scratched area with the coordinating color.	Wash Regularly with whites. Bleach when necessary. Line dry. If velcro closure, connect before washing.

Hanger	Socks	Shako (Hat)	Shako Wrap	Theme & WT Shirts
				
DO NOT take to dry cleaner. Always store uniform on WTMB hanger.	Wash Regularly with like colors.	Spot clean with damp cloth and water.	Spot clean with damp cloth and water.	Wash Regularly with like colors.



2019-2020 WTMB INSTRUMENTALISTS Inspection Checklist

Inspect each student from head to toe and educate them on proper uniform appearance and care.

Band Director may have specific requirements/request for students that may not be noted below.

Shako (hat)

- **Clean:** no spots, “fur”, or hair
- **Visor:** no fingerprints or deep gouges; sits even with eyebrows or to top of glasses
- **Strap:** fastened tightly enough to touch cheeks; through all loops; laces from student’s right to left; buttons facing up so music lyre is in correct position
- **Shako Wrap** (if applicable): no spots, “fur”, or hair

WT Jacket

- Clean, smooth, no wrinkles
- Buttons buttoned and secure
- Epaulets (shoulder flaps) buttoned
- Sleeve length at end of wrists

Gloves

- Clean and white
- Cover wrist when student in “playing instrument” position (no skin should show)

Trousers

- Clean, smooth, no wrinkles, sharp creases
- Back bottom should be 2” from ground with shoes
- Little or no “break” in crease

Socks

- Black; band-issued

Shoes

- Band issued, clean, polished including soles and heels
- Laces tied, not tucked

General

- No loose threads hanging from any piece of uniform
- No hair touching jacket collar
 - Hair tucked into shako
- No jewelry, visible piercings or earrings (PIAA rule, medical jewelry exception)
- Personal appearance should be neat and clean
 - Boys: clean-shaven;
- Visible athletic tape, pre-wrap, or headbands must match main color of uniform.

Instruments (*Band Staff* will review instruments)

- Instrument clean, no fingerprints, no dust in crevices
- All mouthpieces clean, especially inside bores
- Brass mouthpiece shanks round and true
- Brass instrument slides are greased and move freely
- Brass instrument valves oiled and move freely
- Woodwind mouthpieces clean and un-chipped
- Woodwind reeds clean, not cracked, chipped or moldy on flat back of reed

Uniform Care Quick Reference Guide

COLOR GUARD

<p>COSTUME</p> <p>HAND WASH SEPARATELY & LINE DRY</p> <p>When home, keep uniform outside garment bag and hang freely to reduce wrinkles and air out.</p>	<p>JACKET</p> <p>LINE DRY ONLY</p> <p>Machine wash, warm water with mild detergent on gentle cycle. Do not place this item in the dryer.</p>	<p>OVERCOAT</p> <p>DO NOT WASH or DRY CLEAN</p> <p>Wipe down with a damp cloth.</p>
		

<p>Gloves</p> 	<p>Shorts</p> 	<p>Hanger</p> 	<p>Theme & WT Shirts</p> 	<p>Shoes</p> 
<p>Hand wash ONLY, LINE DRY.</p> <p>Mild detergent. Connect velcro closure before washing.</p>	<p>Follow manufacturer instructions on tag.</p>	<p>Always store uniform on WTMB hanger.</p>	<p>Wash Regularly with like colors.</p>	<p>Clean with mild soap and water on cloth.</p>



2019-2020 WTMB COLOR GUARD Inspection Checklist

Inspect each student from head to toe and educate them on proper uniform appearance and care.

Band Director may have specific requirements/request for students that may not be noted below.

Hair

- Pulled back uniformly; no hair in face
- Uniform headband or ornamental, if applicable

Costume

- Clean
- Not wrinkled

Gloves

- Tan fingerless; band issued

Shoes

- Tan; band issued
- Clean

General

- No loose threads hanging from any piece of uniform
- No non-uniform makeup
- Personal appearance should be neat and clean
- Visible athletic tape, pre-wrap, or headbands must match main color of uniform.
- No jewelry, visible piercings or earrings (PIAA rule, medical jewelry exception)